


The Ideal Interior Shade To Filter Natural Light

With Mastershade® Interior Screens



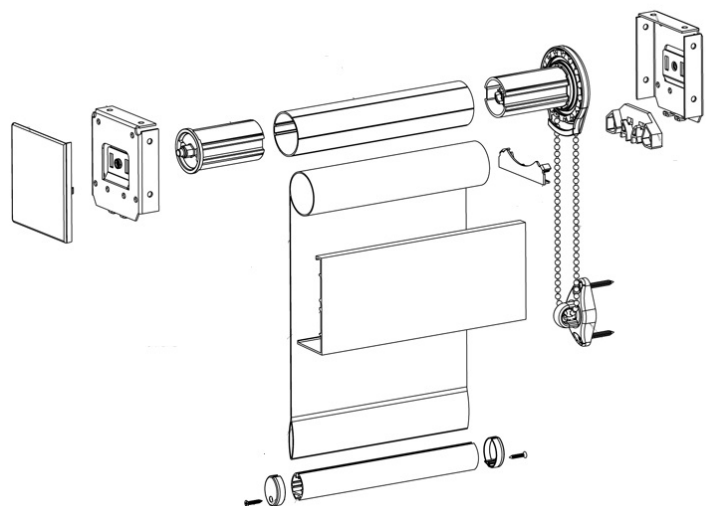
MERMET 

The **MASTERSHADE**® ISC Interior screen system from **Sunair**® is the perfect solution for maintaining shade and comfort in your home or office. The ISC **Mastershade**® dramatically decreases heat and glare caused by the sun. Our screens are the ideal solution for solar protection, shading or total black out by controlling or blocking the sunlight that penetrates your windows and doors. Our shades also protect your furniture, curtains and floor coverings! Imagine sitting at your computer or watching TV without being disturbed by too much sunlight and still having a view of the outside. The **Mastershade**® is available in hundreds of fabric colors and is operated either by a motor or manual controls.



www.SunairAwnings.com

Enjoy the sun when you want it and shade when you need it with the **Mastershade®** ISC Interior screen system. Our screens will significantly reduce indoor temperature while lowering cooling costs by blocking the sun's rays. Depending on the type of fabric used and size of the window, you may realize a reduction in air-conditioning costs. **Sunair®** has three ISC Screen models to fit your needs, depending on the size of the window.




ISC6000 & ISC6500

Max width 12 ft.
Max drop 14 ft.

ISC7000

Max width 14 ft. / 40 ft.
Max drop 14 ft.

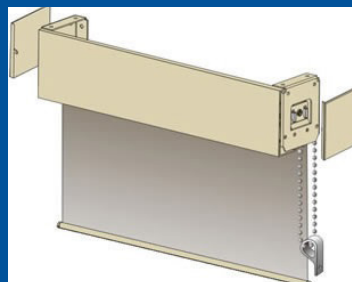
Note: Max drop depends on size for all models above. Wider widths are available for the ISC7000 with splits.



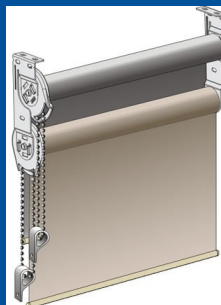
SUNAIR® only offers the best mesh for your screen. There are different mesh fabrics available offering both exceptional transparency and sun blocking capabilities. Our mesh patterns vary from 1 –10% open to completely opaque for room darkening purposes. Ask your **SUNAIR®** dealer which mesh fabric is best for your application.



SUNPROOFING AMERICA!™



ISC6000 with Pull Chain



ISC6500
Duo Shade
with Pull Chain



3" Curved
Fascia

Color Matching External Hem Bar



3" Square
Fascia

Color Matching Bead Chain



4" Curved
Fascia

Color Matching End Cap



4" Square
Fascia

MOTOR OPTIONS

SOMFY MOTORS feature either a wall switch or an integrated radio receiver that allows you to operate the shade by remote. The optional "Chronis-Lite" sun sensor will lower the shades automatically when shade is needed.



AUTHORIZED DEALER:

www.SunairAwnings.com

Sunair® reserves the right to change engineering without notice ©2012 Sunair® Awnings & Screens.

Sunair® Awnings, 7785 Rt. 175 Jessup, MD 20794
©2012 Awnings Unlimited Inc.
Jessup, MD 410.799.1145 Phoenix, AZ